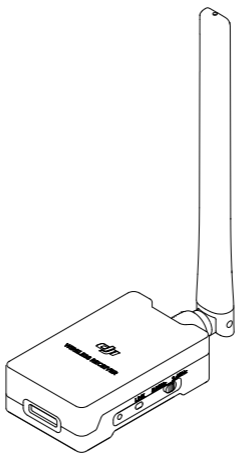


DJI PRO Wireless Receiver

DJI 专业无线接收机

User Guide
使用说明

V1.0 2018.06



Disclaimer and Warning

Congratulations on purchasing your new DJI OSMO™ product. The information in this document affects your safety and your legal rights and responsibilities. Read this entire document carefully to ensure proper configuration before use. Failure to read and follow instructions and warnings in this document may result in serious injury to yourself or others, damage to your DJI OSMO product, or damage to other objects in the vicinity. This document and all other collateral documents are subject to change at the sole discretion of DJI OSMO.

By using this product, you hereby signify that you have read this disclaimer and warning carefully and that you understand and agree to abide by the terms and conditions herein. You agree that you are solely responsible for your own conduct while using this product, and for any consequences thereof. You agree to use this product only for purposes that are proper and in accordance with all applicable laws, rules, and regulations, and all terms, precautions, practices, policies and guidelines DJI OSMO has made and may make available.

DJI OSMO accepts no liability for damage, injury or any legal responsibility incurred directly or indirectly from the use of this product. The user shall observe safe and lawful practices including, but not limited to, those set forth in this document.

Notwithstanding above, your statutory rights under applicable national legislation are not affected by this disclaimer.

OSMO is a trademark of SZ DJI OSMO TECHNOLOGY CO., LTD. (abbreviated as "DJI OSMO") and its affiliated companies. Names of products, brands, etc., appearing in this document are trademarks or registered trademarks of their respective owner companies. This product and document are copyrighted by DJI OSMO with all rights reserved. No part of this product or document shall be reproduced in any form without prior written consent of or authorization from DJI OSMO.

In the Box

DJI Pro Wireless Receiver x1



Antenna x2



Ronin 2 UART to D-Bus Cable x1



S-Bus Cable x1



Introduction

The DJI Pro Wireless Receiver is designed to be used with DJI Force Pro, Master Wheels, and other controllers, providing a maximum operating range of 3 km in ideal conditions (unobstructed and free of interference). It can operate at either 2.4 GHz or 5.8 GHz and is compatible with the RONIN™ 2, Ronin-S, and third-party gimbals through an S-Bus connection.

1. Antenna

Relays control signals. Do not obstruct the antenna during operation.

2. Operating Frequency Switch

Switches the operating frequency between 2.4 GHz and 5.8 GHz. Please note that certain regions do not support devices operating in the 5.8GHz frequency band, make sure the switch is toggled to the 2.4 GHz position, otherwise the wireless received cannot be linked to the controller.

3. Link Button

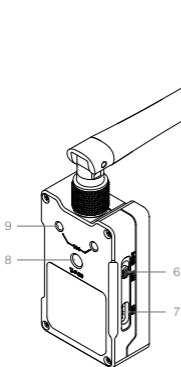
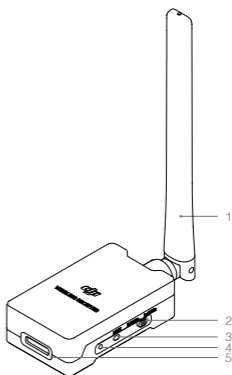
Press and hold this button for two seconds to link to the controller.

4. Status LED

Indicates the system status.

5. Power and Communication Port

Connects to a gimbal using a CAN Bus cable, S-Bus cable.



6. S-Bus/CAN Switch

Toggles between S-Bus and CAN connections. Set the switch to CAN when using with a Ronin 2 or Ronin-S, and set the switch to S-Bus when using with an S-Bus gimbal.

7. USB-C Port

Used for activation and firmware updates.

8. 1/4"-20 Mounting Hole

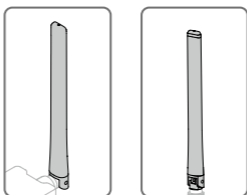
Used for mounting the receiver.

9. M4 Mounting Hole

Used for mounting the receiver.

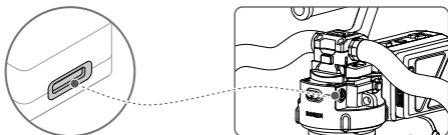
Installation

Mount the wireless receiver in a place free of signal interference using the mounting holes or other tools. Keep the antennas vertical during use and make sure both devices are free of interference.



Cable Connections

1. Connecting to a Ronin 2: Connect the Power and Communication Port to the Ronin 2 14.4 V Accessory Power Port (located above the pan motor) using the CAN Bus cable.



2. Connecting to a Ronin-S: Connect the Power and Communication Port to the Ronin-S CAN port using a CAN cable. (CAN cable sold separately)
3. Connecting to an S-Bus supported third-party gimbal: Connect the Power and Communication Port to the gimbal's S-Bus port using the S-Bus cable.

Activation and Linking

Activation is required when using the Wireless Receiver for the first time. To activate, connect the USB-C port to the DJI Pro Assistant for the Ronin.

Press and hold the link button for two seconds to link to a controller. You must also initiate the linking procedure on the controller.

The Status LED indicates the system status. Refer to the table below for details.

Status LED Descriptions

Blinking Pattern	Description
Blinking red quickly	The device is not activated.
Solid red	The device is activated but not linked to a controller.
Blinking red slowly	The device is linking.
Solid green	Operating at 2.4 GHz.
Blinking green slowly	Operating at 5.8 GHz.

Specifications

Weight	Approx. 60 g
Dimensions	210 × 38 × 19 mm
Operating Temperature	-4° to 122° F (-20° to 50° C)
Operating Frequency	2.4 GHz; 5.8 GHz
Transmitter Power (EIRP)	2.4GHz: < 30dbm (FCC), < 20dbm (CE), < 25dbm (MIC), < 20dbm (SRRC) 5.8GHz: < 30dbm (FCC), < 14dbm (CE), < 19dbm (SRRC)
Input Voltage	5–15 V

This content is subject to change.

Download the latest version from
<https://www.dji.com/force-pro>

RONIN is a trademark of DJI OSMO.
Copyright © 2018 DJI OSMO All Rights Reserved.

免责声明和警告

感谢您购买大疆灵眸™ (DJI OSMO™) 产品。本文所提及的内容关系到您的安全以及合法权益与责任。使用本产品之前, 请仔细阅读本文以确保已对产品进行正确的设置。不遵循和不按照本文的说明与警告来操作可能会给您和周围的人带来伤害, 损坏本产品或其它周围的物品。本文档及本产品所有相关的文档最终解释权归大疆灵眸 (DJI OSMO) 所有。如有更新, 恕不另行通知。请访问 www.dji.com 官方网站以获取最新的产品信息。

一旦使用本产品, 即视为您已经仔细阅读免责声明与警告, 理解、认可和接受本声明全部条款和内容。您承诺对使用本产品以及可能带来的后果负全部责任。您承诺仅出于正当目的使用本产品, 并且同意本条款以及大疆灵眸 (DJI OSMO) 制定的任何相关条例、政策和指引。

大疆灵眸 (DJI OSMO) 对于直接或间接使用本产品而造成的损坏、伤害以及任何法律责任不予负责。用户应遵循包括但不限于本文提及的所有安全指引。

即使存在上述规定, 消费者权益依然受当地法律法规所保障, 并不受本免责声明影响。

OSMO 是深圳市大疆灵眸科技有限公司及其关联公司的商标。本文出现的产品名称、品牌等, 均为其所属公司的商标或注册商标。

物品清单

无线接收机 × 1



天线 × 2



D-Bus 转接线 × 1



S-Bus 转接线 × 1



简介

DJI 专业无线接收机支持 2.4GHz 和 5.8GHz 双频双向无线通信, 适配 RONIN™ 2/Ronin-S 云台以及第三方支持 S-Bus 协议的云台, 配合 DJI 体感控制器专业版或 DJI 大师摇轮等控制器使用, 能实现高达 3 公里的控制距离 (无干扰、无遮挡环境) 。

1. 天线

传输控制器信号。

2. 频段切换开关

选择工作频段为 2.4 GHz 或 5.8 GHz。对于不支持 5.8 GHz 频段使用的国家和地区，若开关档位在 5.8 GHz 时将无法对频，请自行切换至 2.4 GHz 档位。

3. 对频按键

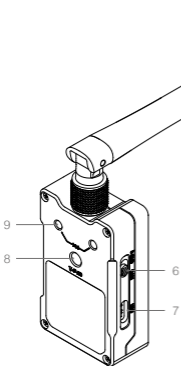
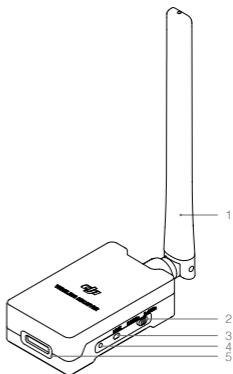
用于跟控制器对频，长按 2 s 启动对频。

4. 状态指示灯

指示接收机状态。

5. 电源通信接口

使用无线接收机 CAN Bus 连接线 (0.8 m) 或 S-Bus 连接线，连接电源通信接口使接收机与云台通信。



6. S-Bus/CAN 切换开关

配合 Ronin 2 或 Ronin-S 使用时，将开关切至 CAN 档位；配合其它 S-Bus 云台使用时，将开关切至 S-Bus 档位。

7. USB-C 接口

激活或升级。

8. 1/4" -20 螺纹孔

通过螺纹孔固定接收机。

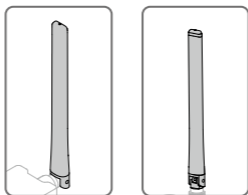
9. M4 螺纹孔

通过螺纹孔固定接收机。

安装

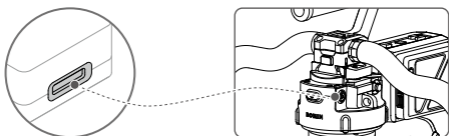
接收机无固定安装位置，建议通过接收机背部螺纹孔或使用其它工具，固定接收机在对天线信号无遮挡的位置。

使用时请保持接收机与控制器天线垂直，天线平面相对并且无遮挡。



连线

1. 连接 Ronin 2: 通过无线接收机 CAN Bus 连接线 (0.8 m) 连接至 Ronin 2 平移轴电机上方的 14.4V 电源 / 配件输出接口，实现供电与通信。



2. 连接 Ronin-S: 通过 CAN 线 (另行购买) 连接接收机与 Ronin-S。
3. 连接第三方支持 S-Bus 云台设备时: 请使用标配 D-Bus 和 S-Bus 线连接接收机与云台设备的 S-Bus 接口。

激活与对频

首次使用接收机，需通过 USB 接口激活。

长按对频按键 2 s, 使接收机与控制器对频 (控制器也需要进入对频页面)。对频后即可使用。

状态指示灯指示接收机不同状态，详情请见下表。

状态指示灯说明

状态指示灯	描述
红灯快闪	设备未激活
红灯常亮	设备已激活，未对频
红灯慢闪	对频状态
绿灯常亮	当前工作频段为 2.4 GHz
绿灯慢闪	当前工作频段为 5.8 GHz

规格参数

重量	约 60 g
尺寸	210 × 38 × 19 mm
工作环境温度	-20 °C 至 50 °C
工作频率	2.4 GHz, 5.8 GHz
等效全向辐射功率 (EIRP)	2.4 GHz: < 30 dbm (FCC), < 20 dbm (CE), < 25 dbm (MIC), < 20 dbm (SRRC) 5.8 GHz: < 30 dbm (FCC), < 14 dbm (CE), < 19 dbm (SRRC)
输入电压	5-15 V

内容如有更新，恕不另行通知。

您可以在 DJI 官方网站查询最新版本《使用说明》
<https://www.dji.com/force-pro>

RONIN 是大疆灵眸的商标。

Copyright © 2018 大疆灵眸 版权所有

Compliance Information

FCC Compliance Notice

This device complies with Part 15 of the FCC Rules. Operation is subject to the following two conditions: (1) This device may not cause harmful interference, and (2) This device must accept any interference received, including interference that may cause undesired operation.

Any changes or modifications not expressly approved by the party responsible for compliance could void the user's authority to operate the equipment.

This equipment has been tested and found to comply with the limits for a Class B digital device, pursuant to part 15 of the FCC Rules. These limits are designed to provide reasonable protection against harmful interference in a residential installation. This equipment generates, uses and can radiate radio frequency energy and, if not installed and used in accordance with the instructions, may cause harmful interference to radio communications. However, there is no guarantee that interference will not occur in a particular installation. If this equipment does cause harmful interference to radio or television reception, which can be determined by turning the equipment off and on, the user is encouraged to try to correct the interference by one or more of the following measures:

- Reorient or relocate the receiving antenna.
- Increase the separation between the equipment and receiver.
- Connect the equipment into an outlet on a circuit different from that to which the receiver is connected.
- Consult the dealer or an experienced radio/TV technician for help.

RF Exposure Information

This equipment complies with FCC radiation exposure limits set forth for an uncontrolled environment. In order to avoid the possibility of exceeding the FCC radio frequency exposure limits, this transmitter must not be co-located or operating in conjunction with any other antenna or transmitter.

IC RSS Warning

This device complies with Industry Canada licence-exempt RSS standard (s). Operation is subject to the following two conditions: (1) this device may not cause interference, and (2) this device must accept any interference, including interference that may cause undesired operation of the device.

Le présent appareil est conforme aux CNR d'Industrie Canada applicables aux appareils radio exempts de licence.

L'exploitation est autorisée aux deux conditions suivantes:

- (1) l'appareil ne doit pas produire de brouillage, et
- (2) l'utilisateur de l'appareil doit accepter tout brouillage radioélectrique subi, même si le brouillage est susceptible d'en compromettre le fonctionnement.

IC Radiation Exposure Statement:

This equipment complies with IC RF radiation exposure limits set forth for an uncontrolled environment. This transmitter must not be co-located or operating in conjunction with any other antenna or transmitter.

Any Changes or modifications not expressly approved by the party responsible for compliance could void the user's authority to operate the equipment.

KCC Warning Message

"해당무선설비는 운용 중 전파혼신 가능성이 있으므로 인명안전과 관련된 서비스는 할 수 없습니다."
"해당 무선설비는 운용 중 전파혼신 가능성이 있음"

NCC Warning Message

低功率電波輻射性電機管理辦法

第十二條 經型式認證合格之低功率射頻電機，非經許可，公司、商號或使用者均不得擅自變更頻率、加大功率或變更原設計之特性及功能。

第十四條 低功率射頻電機之使用不得影響飛航安全及干擾合法通信；經發現有干擾現象時，應改善至無干擾時方得繼續使用。前項合法通信，指依電信法規定作業之無線電通信。低功率射頻電機須忍受合法通信或工業、科學及醫療用電波輻射性電機設備之干擾。

EU Compliance Statement: SZ DJI Osmo Technology Co., Ltd. hereby declares that this device is in compliance with the essential requirements and other relevant provisions of the Directive 2014/53/EU.

A copy of the EU Declaration of Conformity is available online at www.dji.com/euro-compliance

EU contact address: DJI GmbH, Industriestrasse 12, 97618, Niederlauer, Germany

Declaración de cumplimiento UE: SZ DJI Osmo Technology Co., Ltd. por la presente declara que este dispositivo cumple los requisitos básicos y el resto de provisiones relevantes de la Directiva 2014/53/EU.

Hay disponible online una copia de la Declaración de conformidad UE en www.dji.com/euro-compliance

Dirección de contacto de la UE: DJI GmbH, Industriestrasse 12, 97618, Niederlauer, Germany

EU-verklaring van overeenstemming: SZ DJI Osmo Technology Co., Ltd. verklaart hierbij dat dit apparaat voldoet aan de essentiële vereisten en andere relevante bepalingen van Richtlijn 2014/53/EU.

De EU-verklaring van overeenstemming is online beschikbaar op www.dji.com/euro-compliance

Contactadres EU: DJI GmbH, Industriestrasse 12, 97618, Niederlauer, Germany

Declaração de conformidade da UE: A SZ DJI Osmo Technology Co., Ltd. declara, através deste documento, que este dispositivo está em conformidade com os requisitos essenciais e outras disposições relevantes da Diretiva 2014/53/EU.

Existe uma cópia da Declaração de conformidade da UE disponível online em www.dji.com/euro-compliance

Endereço de contacto na UE: DJI GmbH, Industriestrasse 12, 97618, Niederlauer, Germany

Dichiarazione di conformità UE: SZ DJI Osmo Technology Co., Ltd. dichiara che il presente dispositivo è conforme ai requisiti essenziali e alle altre disposizioni rilevanti della direttiva 2014/53/EU.

Una copia della dichiarazione di conformità UE è disponibile online all'indirizzo Web www.dji.com/euro-compliance

Indirizzo di contatto UE: DJI GmbH, Industriestrasse 12, 97618, Niederlauer, Germany

Déclaration de conformité UE : Par la présente, SZ DJI Osmo Technology Co., Ltd. déclare que cet appareil est conforme aux principales exigences et autres clauses pertinentes de la directive européenne 2014/53/EU.

Une copie de la déclaration de conformité UE est disponible sur le site www.dji.com/euro-compliance

Adresse de contact pour l'UE : DJI GmbH, Industriestrasse 12, 97618, Niederlauer, Germany

EU-Compliance: Hiermit erklärt SZ DJI Osmo Technology Co., Ltd., dass dieses Gerät den wesentlichen Anforderungen und anderen einschlägigen Bestimmungen der EU-Richtlinie 2014/53/EU entspricht.

Eine Kopie der EU-Konformitätserklärung finden Sie online auf www.dji.com/euro-compliance.

Kontaktadresse innerhalb der EU: DJI GmbH, Industriestrasse 12, 97618, Niederlauer, Germany



CAUTION: RISK OF EXPLOSION IF BATTERY IS REPLACED BY AN INCORRECT TYPE.
DISPOSE OF USED BATTERIES ACCORDING TO THE INSTRUCTIONS

Environmentally friendly disposal



Old electrical appliances must not be disposed of together with the residual waste, but have to be disposed of separately. The disposal at the communal collecting point via private persons is for free. The owner of old appliances is responsible to bring the appliances to these collecting points or to similar collection points. With this little personal effort, you contribute to recycle valuable raw materials and the treatment of toxic substances.

Thailand Warning message

เครื่องโทรคมนาคมและอุปกรณ์นี้ มีความปลอดภัยตามกฎหมายของ กทช.

Mexico Warning message

"La operación de este equipo está sujeta a las siguientes dos condiciones: (1) es posible que este equipo o dispositivo no cause interferencia perjudicial y (2) este equipo o dispositivo debe aceptar cualquier interferencia, incluyendo la que pueda causar su operación no deseada."

Brazil Warning message

Este equipamento opera em caráter secundário, isto é, não tem direito a proteção contra interferência prejudicial, mesmo de estações do mesmo tipo, e não pode causar interferência a sistemas operando em caráter primário

部件名称	有害物质					
	铅 (Pb)	汞 (Hg)	镉 (Cd)	六价铬 (Cr ⁶⁺)	多溴联苯 (PBB)	多溴二苯醚 (PBDE)
线路板	x	○	○	○	○	○
外壳	x	○	○	○	○	○
金属部件 (铜合金)	x	○	○	○	○	○
内部线材	x	○	○	○	○	○
其他配件	x	○	○	○	○	○

本表格依据 SJ/T 11364 的规定编制。
 ○：表示该有害物质在该部件所有均质材料中的含量均在 GB/T 26572 规定的限量要求以下。
 x：表示该有害物质至少在该部件的某一均质材料中的含量超出 GB/T 26572 规定的限量要求。（产品符合欧盟 ROHS 指令环保要求）

DJI Support

DJI 技术支持

www.dji.com/support

If you have any questions about this document,
please contact DJI by sending a message to
DocSupport@dji.com.

如果您对说明书有任何疑问或建议，请通过以下
电子邮箱联系我们：**DocSupport@dji.com**。

Printed in China.

中国印制